

# ***SPECIFICATIONS***

FOR TOPLITE COB MODULE

**MODEL: ATE-R23-38W**



**TOPLITE**

**TOPLITE INTERNATIONAL LLC.**


***www.topliteusa.com***



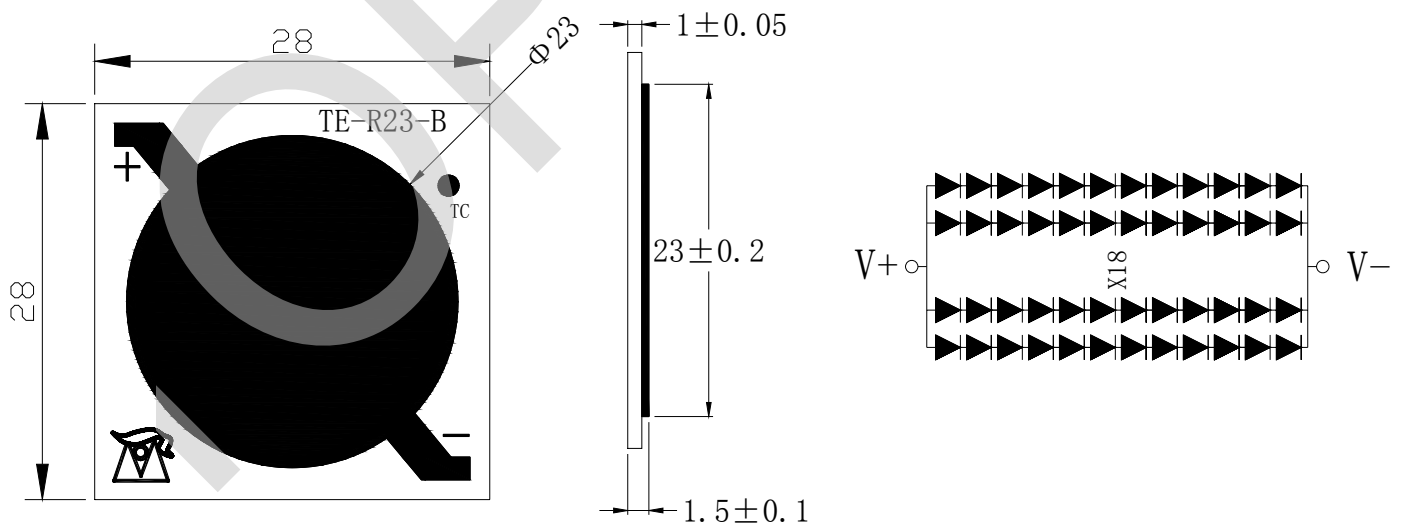
# TECHNICAL DATA SHEET

## ATE-R23-38W <FOR TOPLITE COB MODULE>

### 1. PRODUCT APPEARANCE



### 2. OUTLINE DRAWING



Unit: mm

Tolerance:  $\pm 0.25$

**TECHNICAL DATA SHEET****ATE-R23-38W** <FOR TOPLITE COB MODULE>**3. PERFORMANCE PARAMETERS****3-1. ABSOLUTE MAXIMUM RATINGS**

ITEM	SYMBOL	RATING	UNIT
Power Dissipation	P	64.15	W
Forward Current	I <sub>F</sub>	1620	mA
Reverse Voltage	V <sub>R</sub>	60	V
Operating Temperature	T <sub>opr</sub>	- 30 ~ + 80	°C
Storage Temperature	T <sub>stg</sub>	- 40 ~ + 100	°C
Junction Temperature	T <sub>jmax</sub>	110	°C

**Note:**

\*1. Forward Current allows maximum surge current  $\leq 10$ ms.

\*2. Power dissipation and forward current are the values when the LED is used within the range of the derating curve in this data sheet.



**TECHNICAL DATA SHEET**

**ATE-R23-38W** <FOR TOPLITE COB MODULE>

**3-2. ELECTRICAL-OPTICAL CHARACTERISTICS**

(T<sub>c</sub>=25°C)

**	PARAMETER	SYMBOL	CONDITION	MIN.	TYP.	MAX.	UNIT
common	Forward Voltage <sup>*1</sup>	V <sub>F</sub>	I <sub>F</sub> =1080mA	34	36	39.6	V
	Beam Angle	Deg		—	120	—	Deg
W	** Color Temp.	T <sub>c</sub>	I <sub>F</sub> =1080mA	2870	3045	3220	K
	** Color Rendering Index <sup>*3</sup>	R <sub>a</sub>		80	—	—	—
	W <sub>1</sub> Luminous Flux <sup>*2</sup>	Φ		3420	3610	—	lm
	Luminous Efficiency	η		90	95	—	lm/W
	W <sub>2</sub> Luminous Flux <sup>*2</sup>	Φ		3800	3990	—	lm
	Luminous Efficiency	η		100	105	—	lm/W
D	** Color Temp.	T <sub>c</sub>	I <sub>F</sub> =1080mA	4745	5028	5311	K
	** Color Rendering Index <sup>*3</sup>	R <sub>a</sub>		80	—	—	—
	D <sub>1</sub> Luminous Flux <sup>*2</sup>	Φ		3800	3990	—	lm
	Luminous Efficiency	η		100	105	—	lm/W
	D <sub>2</sub> Luminous Flux <sup>*2</sup>	Φ		4180	4370	—	lm
	Luminous Efficiency	η		110	115	—	lm/W
C	** Color Temp.	T <sub>c</sub>	I <sub>F</sub> =1080mA	6020	6530	7040	K
	** Color Rendering Index <sup>*3</sup>	R <sub>a</sub>		80	—	—	—
	C <sub>1</sub> Luminous Flux <sup>*2</sup>	Φ		4370	4560	—	lm
	Luminous Efficiency	η		115	120	—	lm/W
	C <sub>2</sub> Luminous Flux <sup>*2</sup>	Φ		4590	4750	—	lm
	Luminous Efficiency	η		121	125	—	lm/W

(Note) Parameters is formulated based on shipping samples

\*1. After 20 ms drive, Measurement tolerance: ± 3 %

\*2. Monitored by TOPLITE's 1 m integrating sphere, after 20 ms drive, Measurement tolerance: ± 10 %

\*3. Monitored by TOPLITE's 1 m integrating sphere, after 20 ms drive, Measurement tolerance:± 2



## TECHNICAL DATA SHEET

### ATE-R23-38W

<FOR TOPLITE COB MODULE>

3-3

Characteristics diagram (TYP.)





**TECHNICAL DATA SHEET**

**ATE-R23-38W**

<FOR TOPLITE COB MODULE>

•	Forward Votage VF [V]	Forward Votage Vf[V]
---	-----------------------	----------------------

••



**TECHNICAL DATA SHEET****ATE-R23-38W** <FOR TOPLITE COB MODULE>**4. RELIABILITY**

The reliability of products shall be satisfied with items listed below.

**4-1. TEST ITEMS AND TEST CONDITIONS**

NO.	TEST ITEM	TEST CONDITIONS	RESULT
1	Continuous operation test	$T_a = 25^\circ\text{C}$ , $I_F = 1080\text{mA} \times 1000$ hours(with Al fin)	PASS
		$T_a = 80^\circ\text{C}$ , $T_j = 120^\circ\text{C}$ , $I_F = 1080$ mA $\times 1000$ hours(with Al fin)	
2	Low temperature storage	$T_a = -40^\circ\text{C} \times 1000$ hours	PASS
3	High temperature storage	$T_a = 100^\circ\text{C} \times 1000$ hours	PASS
4	Moisture resistance	$T_a = 60^\circ\text{C}$ , 90%RH for 1000 hours	PASS
5	Thermal shock	$T_a = -40^\circ\text{C} \times 30$ minutes $\sim 100^\circ\text{C} \times 30$ minutes, 100 cycle	PASS

**4-2. FAILURE CRITERIA**

NO.	PARAMETER	SYMBOL	FAILURE CRITERIA
1	Forward Voltage	$V_F$	$V_F > \text{Initial value} \times 1.1$
2	Luminous Flux	$\Phi$	$\Phi < \text{Initial value} \times 0.7$



**TECHNICAL DATA SHEET**

**ATE-R23-38W**

<FOR TOPLITE COB MODULE>

**5. CHROMATICITY COORDINATES REGIONAL**

**5-1. 3000K CHROMATICITY COORDINATES**

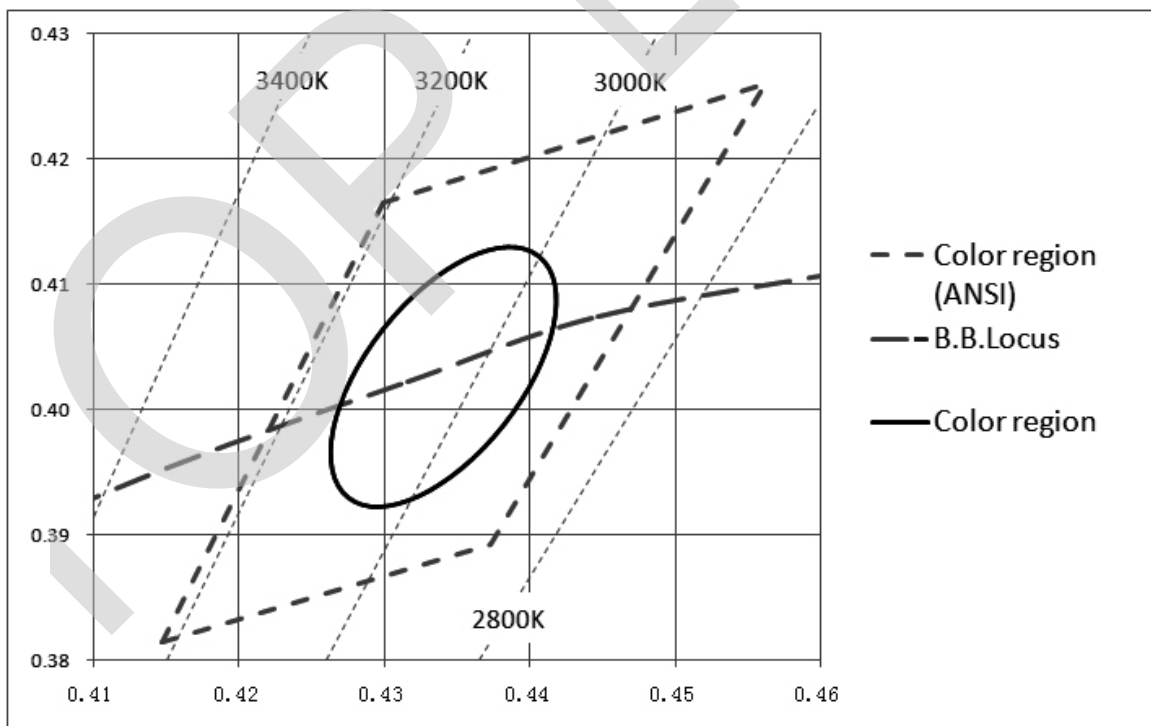
(Tolerance:  $x,y \pm 0.005$ )

( $I_F=1080mA, T_c=25^\circ C$ )

Range		Chromaticity coordinates				
		NO.1	NO.2	NO.3	NO.4	CENTER
	x	0.4562	0.4299	0.4147	0.4373	0.4338
	y	0.4260	0.4165	0.3814	0.3893	0.4030

\* The percentage of each rank in the shipment shall be determined by TOPLITE.

**Chromaticity Diagram**



**Note: The tolerance of measurement at our tester is  $V_F \pm 3\%$  ,  $D_v \pm 10\%$  , Chromaticity( $x,y$ ) $\pm 0.005$ .**





**TECHNICAL DATA SHEET**

**ATE-R23-38W** <FOR TOPLITE COB MODULE>

**5-2. 5000K CHROMATICITY COORDINATES**

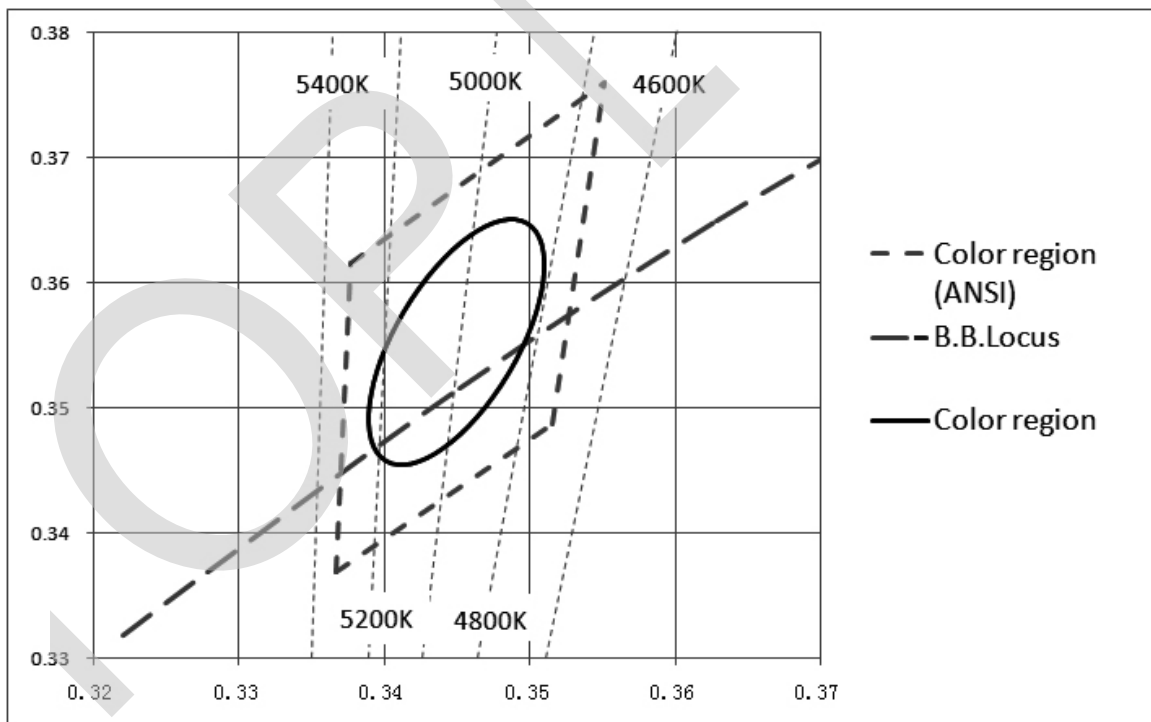
(Tolerance:  $x,y \pm 0.005$ )

( $I_F = 1080\text{mA}$ ,  $T_c = 25^\circ\text{C}$ )

Range		Chromaticity coordinates				
		NO.1	NO.2	NO.3	NO.4	CENTER
	<b>x</b>	0.3551	0.3376	0.3366	0.3515	0.3447
	<b>y</b>	0.376	0.3616	0.3369	0.3487	0.3553

\* The percentage of each rank in the shipment shall be determined by TOPLITE.

**Chromaticity Diagram**



**Note: The tolerance of measurement at our tester is  $V_F \pm 3\%$  ,  $D_v \pm 10\%$  , Chromaticity( $x,y$ ) $\pm 0.005$ .**



**TECHNICAL DATA SHEET**

**ATE-R23-38W** <FOR TOPLITE COB MODULE>

**5-3. 6500K CHROMATICITY COORDINATES**

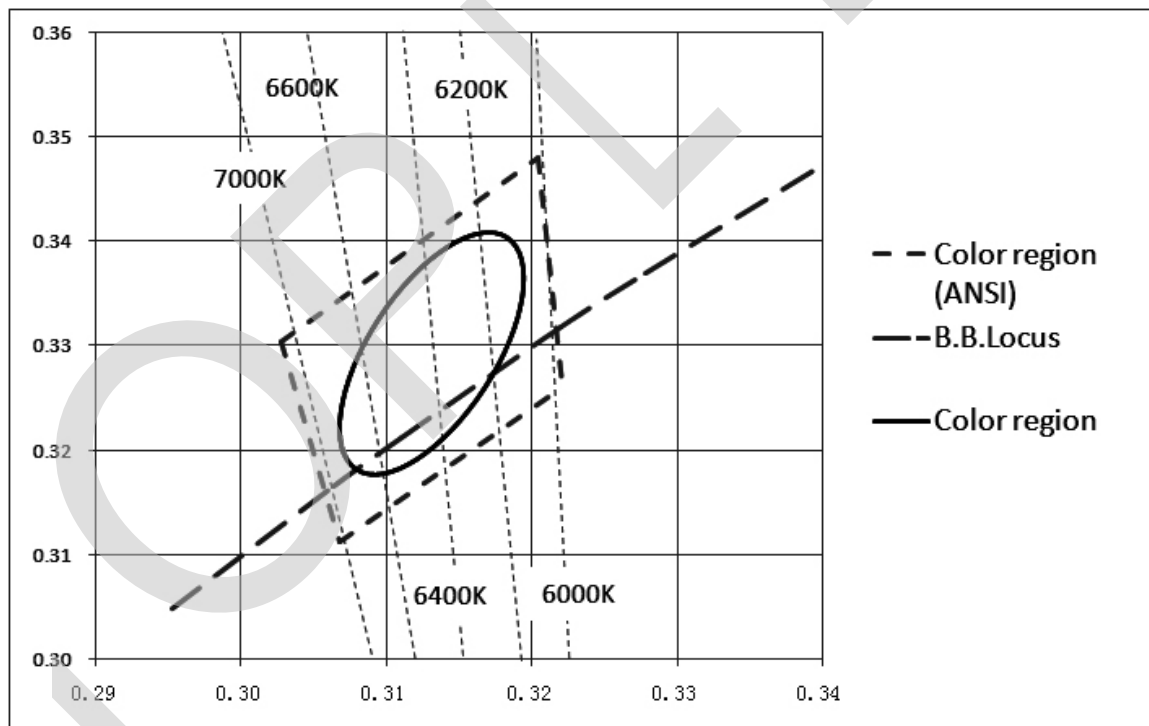
(Tolerance: x,y ± 0.005)

(I<sub>F</sub> =1080mA, T<sub>c</sub>= 25°C)

Range	Chromaticity coordinates					
		NO.1	NO.2	NO.3	NO.4	CENTER
	x	0.3205	0.3028	0.3068	0.3221	0.3123
	y	0.3481	0.3304	0.3113	0.3261	0.3238

\* The percentage of each rank in the shipment shall be determined by TOPLITE.

**Chromaticity Diagram**



**Note: The tolerance of measurement at our tester is VF±3% , Dv±10% , Chromaticity(x,y)±0.005.**



## TECHNICAL DATA SHEET

### ATE-R23-38W

<FOR TOPLITE COB MODULE>

10 / 10

## 6. USE STANDARD & PRECAUTIONS

**Before use TOPLITE COB product, carefully read the specifications;**

Handling with care for this product

Never touch the optical surface with finger or sharp object. The LED surface could be soiled or damaged, which could affect the optical performance of the LED.

Do not apply direct pressure on the optical surface.

Do not touch the resin with tweezers to avoid scratching or other damage.

In work environment, please keep handling the LEDs with appropriate ESD grounding. because this is a semiconductor product.

Please take adequate measures to prevent any static electricity being produced:such as the wearing of a wristband or anti-static gloves when handling this product.

